

**Kendall County Head Start  
Community  
Assessment  
FY 2013 Update**

# Purpose

The 2011-2012 BCFS Education Services (BCFS ES) Community Assessment provides updated demographic statistics and relevant community information to identify the strengths, needs and trends that impact the design and implementation of the BCFS ES Kendall County Head Start program. Information from this assessment will be used in accordance with Head Start Performance Standards to define the program’s philosophy, set long-term and short-term objectives, determine component services most needed and program options that will be implemented, define areas targeted for recruitment, and set the selection standards for children and families. The 2013 Update includes name changes, 2012 socioeconomic data, and updated survey data.

# Methodology

Statistics were reviewed from a variety of sources, including the U.S. Census Bureau, Kendall County Economic Development Corporation, Texas Department of State Health Services, Texas Vital Statistics, and a recent survey of Head Start parents.

# Approvals

Approved By: \_\_\_\_\_  
Board of Directors Chairperson

\_\_\_\_\_  
Date

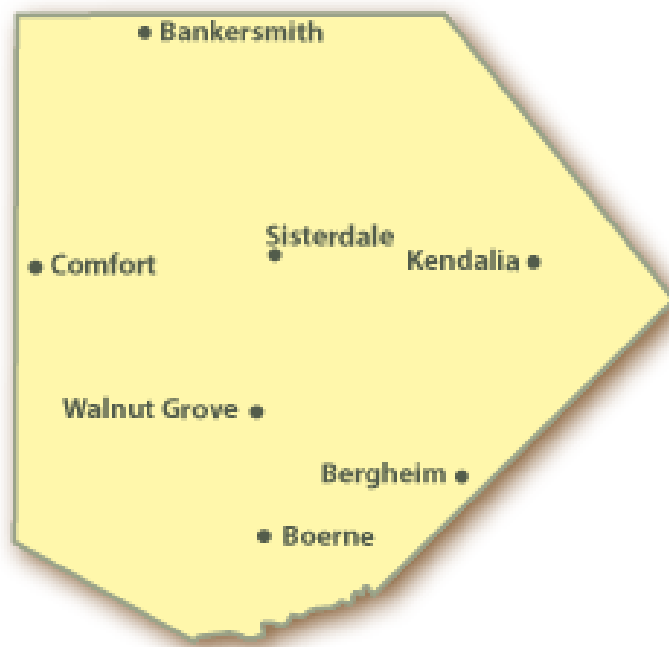
\_\_\_\_\_  
Policy Council Chairperson

\_\_\_\_\_  
Date

## Program Overview

BCFS **ES** Kendall County Head Start provides comprehensive child development services to 93 eligible children and their families. The Head Start program operates a center-based option for 7.5 hours per day, five days a week, late August through May in a single session. This “full day” schedule accommodates parents who are working full time, engaged in furthering their education, training for employment, and/or other welfare to work activities.

BCFS **ES** Kendall County Head Start is the only grantee serving Kendall County, Texas. This county is located in south-central Texas, approximately 30 miles northwest of San Antonio. The program serves the entire county, which includes Alamo Springs, Bergheim, Comfort, Kendalia, Sisterdale, Waring and Welfare. According to the **2012** population estimates Kendall County, Texas is home to nearly 36, 000 people. According to population estimates, the largest city is Boerne, with an estimated population of **10,884 in 2011**. The map below shows the location of the cities and towns located within Kendall County.



# Demographic Profile of Service Area

Kendall County, Texas has a total area of 663 square miles and is approximately 30 miles northwest of downtown San Antonio. According to the U.S. Census for 2012 estimate, there were 35,956 people, 12,469 households and 7,132 families residing in the county. According to the U.S. Census Bureau's 2000 Census, the population of Kendall County, Texas was 23,743, showing a growth rate of 40.7% by 2010 and another growth rate of 7.6% by 2012. Thirty-eight percent of the population lives in urban areas and 62% in rural areas. The county seat and largest population center is the City of Boerne. Other communities include Fair Oaks Ranch, Alamo Springs, Bergheim, Comfort, Kendalia, Sisterdale, Waring, and Welfare. The neighboring counties include Bandera, Bexar, Blanco, Comal, Gillespie and Kerr.

Kendall County is a contradiction in respect to income and poverty. Located in the scenic Texas Hill Country, Boerne and several smaller local communities have become especially attractive to wealthy older adults. The median age of residents is 25% older than the state average (43.6 years vs. the state's median age of 33.5 years). As a result, the presence of a large quantity of affluent adults masks a substantial number of persons living in poverty. The popularity of the area for older adults has driven housing costs up to levels that are unaffordable for many working residents.

## Median contract rent in 2009 for apartments: \$731

Kendall County:  \$731

State of Texas:  \$632

## Estimated median house or condo value in 2009: \$240,702 (was \$132,900 in 2000)

Kendall County:  \$240,702

State of Texas:  \$125,800

According to the U.S. Census Bureau's 2011 census estimate, Boerne's population was 10,884. By the 2010 census, the city of Boerne, Texas grew 69.5% to 10,471. The population density of Boerne, Texas is currently 178 people per square mile. Of the 35,956 people in Kendall County 5.1%, or 1,833, are ages 0-5. A smaller community located at the edge of Kendall County is Comfort, Texas. The current population of Comfort is 2,358, with 27.1% living below the poverty level.

The racial makeup of Kendall County is as follows: 96% White, 0.7% Native American, 1% Black or African American, 0.8% Asian, 0.1% Pacific Islander, 4.41% from other races, 1.50% from two or more races, and 21.2% of the population was Hispanic or Latino. The racial makeup of Boerne is as follows: 90.3% White, 0.6% Black or African American, 0.8% Asian, 0.1% Pacific Islander, 1.7% from two or more races, and 22.7% of the population was Hispanic or Latino. Comfort, Texas consists of 78.8% White, 0.7% Black or African American, 1.7% American Indian or Alaska Native, 0.6% Asian, 0.3% Native Hawaiian or Pacific Islander, 20.9% Other, and 45% Hispanic.

Racial Makeup	Kendall County, Texas	Boerne, Texas	Comfort, Texas
White	96%	90.3%	78.8%
Black or African American	1%	0.6%	0.7%
Asian	0.8%	0.8%	0.6%
Pacific Islander	0.1%	0.1%	0.3%
Two or more races/other	1.50%	1.7%	20.9%
Hispanic or Latino	21.2%	22.7%	45%

According to the 2011 U.S. Census estimate, there were 1,833 children under 5 years of age (5.1%) residing in Kendall County, Texas. The poverty rate for children under the age of 18 in Kendall County, Texas is currently 12.7%, thus making 232 children eligible for Head Start services based on poverty guidelines. Private childcare facilities care for some of these children through state child care subsidy assistance. Boerne Independent School District maintains one bilingual pre-kindergarten class each year, with the remaining pre-kindergarten half-day classes consisting of primarily English speaking students.

According to Kendall County data, there are currently an estimated 493 children ages 3-5 with disabilities residing and being serviced within Kendall County. The majority of these children are currently serviced through Boerne Independent School District, Comfort Independent School District, Any Baby Can and Home Spun Early Childhood Intervention.

# Socioeconomic Data of Service Area

Construction (19%)


- Finance and insurance (7%)
- Professional, scientific, and technical services (7%)
- Educational services (5%)
- Public administration (5%)
- Agriculture, forestry, fishing and hunting (5%)
- Accommodation and food services (5%)


Industries providing employment to women within Kendall County, Texas include:

- Educational services (19%)
- Health care (12%)
- Finance and insurance (12%)
- Accommodation and food services (7%)
- Professional, scientific, and technical services (5%)
- Food and beverage stores (4%)
- Social assistance (4%)

Kendall County has an unemployment rate of 5.9%, or 1,971. This level is relatively low in comparison to the Texas unemployment rate of 8.1%.

## Unemployment in Apr. 2010:

Kendall County:  5.9%

State of Texas:  8.1%

Kendall County’s residents 25 years and older is broken down by percentages according to their educational level. The information is as follows: 14% have less than a high school diploma, 23% earned a high school diploma or equivalent, 4% earned an Associate’s degree, 21% earned a Bachelor’s degree, and 7% earned a Master’s degree.

Education Level Obtained	Current Head Start Parents	Kendall County, Texas	State of Texas
Less than High School Diploma	37%	14%	24%
High School Diploma/equivalent	52%	23%	25%
Associate’s Degree	5%	4%	5%
Bachelor’s Degree	0%	21%	16%
Master’s Degree	2%	7%	5%

## Need for Assistance

In Kendall County, Texas there are seven Texas Department of Protective and Regulatory Services Licensed child care facilities that accept the Texas Child Care Subsidy Program Vouchers. This subsidy program requires parents enroll their child in a child care facility prior to submitting an application. Once an application is received, parents are placed on a 4-6 week waitlist prior to application approval. This long waitlist requires parents in need of assistance pay the full fee for their child's child care for the 4-6 weeks. This feature of the subsidy program discourages many parents who simply cannot afford to pay these fees (\$400-\$600 per month) prior to assistance. Many children are placed with family members or private, non-licensed child care homes that cost substantially less.

Kendall County School Districts maintain three regular pre-kindergarten classrooms and one bi-lingual pre-kindergarten classroom for the potential 232 children eligible for services. Each pre-kindergarten classroom maintains an enrollment of eighteen students, leaving the remaining 160 children eligible for Head Start Services.

According to surveys taken by Head Start parents, the needs and concerns identified are as follows:

Need/Concerns	Percentage
Not enough jobs	40%
Safety in Schools	57.5%
Adult Education	40%
Health care	47.5%
Paying utilities/bills	47.5%
Crime, violence, and drug abuse	45%
Transportation and fuel costs	32.5%
Getting Dental Care	47.5%
Summer child care	47.5%

# Family Survey of Needs and Concerns

Question	Options	Responses
What town do you currently live in?	Boerne, Texas	23%
	Comfort, Texas	77%
How long have you resided there?	0-10 years	37.05%
	10-20 years	27.5%
	20 + years	27.5%
Of this list, which 8 issues concern you the most in your community?	Need more job training	5%
	Not enough jobs	40%
	Adult education	40%
	Schools and education for children	17.5
	Safety in schools	57.5%
	Condition of school buildings	12.5%
	Literacy	0%
	Language barriers for non-English speakers	42.5%
	Money management	22.5%
	Need affordable housing	40%
	Lack of shelter for homeless people	15%
	Food for low-income people	20%
	Food for elderly	15%
	Available health care	47.5%
	Emergency services	12.5%
	Available mental health care	7.5%
	Services for disabled children and families	7.5%
	Lack of transportation	15%
	Roads and street repair	30%
	Cost of utilities	47.5%
Lack of quality child care	20%	
Access to the library	5%	
Teen pregnancy	35%	
Teen delinquency	37.5%	
Crime, violence and drug abuse	45%	
Child abuse and neglect	45%	



<b>Of this list, which 6 are the most pressing for your family?</b>	Job Training	7.5%
	Employment	30%
	Educational services for children	27.5%
	Education for adults	32.5%
	Lack of books or reading materials in the home	20%
	Paying necessary bills	42.5%
	Managing finances	22.5%
	Tax return preparation and filing	2.5%
	Affordable housing	30%
	Housing maintenance and repair	27.5%
	Food	25%
	Transportations and fuel costs	32.5%
	Available telephone/cell phone	10%
	Getting help for personal needs	15%
	Personal safety	10%
	Child care for children	20%
	Afterschool care for school age children	25%
	Summer care for school age children	47.5%
	In home care for disabled adults	0%
	Services for children with disabilities	10%
	Substance abuse	7.5%
	Getting health and medical care	15%
	Affordable health insurances	37.5%
	Paying for prescription drugs	17.5%
Getting dental care	47.5%	
Getting mental health services	7.5%	
<b>What is your age?</b>	18-25	25%
	26-35	47.5%
	36-45	22.5%
	46-55	2.5%
	56-65	0%
	66+	0%
<b>What is your gender?</b>	Female	87.5%
	Male	12.5%

<b>What is your ethnic group?</b>	White/Caucasian	2.5%
	African-American/Black	0%
	Hispanic/Latino	97.5%
	American Indian	0%
	Asian	0%
	Multi-racial	0%
<b>What is the highest level of education you completed?</b>	Did not graduate for High School.	37.5%
	Graduated from High School or earned GED	52.5%
	Graduated with an Associate's degree	5%
	Graduated with a Bachelor's degree	0%
	Graduated with a Master's degree	2.5%
<b>What form of transportation do you have?</b>	Personal vehicle	97.5%
	Public transit	0%
	Rely on friends	5%
	Rely on family	15%
<b>What is your employment status?</b>	Full-time employed	40%
	Part-time employed	45%
	Seasonal work	5%
	Unemployed	7.5%
<b>What is your yearly income?</b>	\$0-\$10,000	35%
	\$10,000-\$20,000	30%
	\$20,000-\$30,000	20%
	\$30,000-\$40,000	2.5%
	\$40,000+	2.5%
<b>Do you rent or own your home?</b>	Own	20%
	Rent	67.5%
	Other	12.5%
<b>How many adults, including yourself, live in your household?</b>	0-2	50%
	2-4	32.5%
	4-6	17.5%
	6-8	0%
	8+	0%
<b>How many children (birth to age 17) live in your household?</b>	0-2	47.5%
	2-4	40%
	4-6	12.5%
	6-8	5%
	8+	0%

<b>Of these children, how many are:</b>	0-1 years	15%
	1-2 years	22.5%
	3-4 years	80%
<b>Is anyone in our household disabled or on public assistance?</b>	Yes	7.5%
	No	92.5%
<b>Do you have children who will be under 5 years old as of 9/1/12?</b>	Yes	37.5%
	No	65%
<b>If so, would you be interested in enrolling your child in Head Start?</b>	Yes	42.5%
	No	57.5%

# BCFS HHS Kendall County Head Start Community Resources

<b>Resource Name</b>	<b>Address</b>	<b>Contact &amp; Phone Number</b>
<b>Alamo Regional Transit</b>	Boerne, Texas	1-800-896-4023
<b>American Red Cross</b>	3642 E Houston San Antonio, Texas 78219	Sharon McAllister 1-800-775-6803
<b>Any Baby Can of the Texas Hill Country</b>	624 Earl Garrett Kerrville, Texas 78028	Chuck del Toro 830-792-4222
<b>Boerne Hill Country Family YMCA</b>	1361 S. Main St. Boerne, Texas 78006	Stephanie Keene 830-815-1040
<b>Boerne Housing Authority</b>	206 E. San Antonio St. Boerne, Texas 78006	Barbara Christman 830-249-9343
<b>Boys &amp; Girls Club (Boerne)</b>	104 E. Hosack St. Boerne, Texas 78006	Jessica Benavidez 830-431-0004
<b>Boys &amp; Girls Club (Comfort)</b>	605 Third St. Comfort, Texas 78013	Shannon Kelly 830-431-0278
<b>Christian Women's Job Corp</b>	216 W. Highland Dr. Boerne, Texas 78028	Lynn Heckler 830-331-9916
<b>Community Council Of South Texas Inc.</b>	160 B Guadalupe St. Kerrville, Texas 78028	Belinda Lacey 830-896-2124
<b>Department of State Health Services</b>	216 Market Ave. Ste. 160 Boerne, Texas 78006	830-249-3511 x 32
<b>ECI Home Spun</b>	216 Market Ave. Ste. 120 Boerne, Texas 78006	830-249-6067
<b>Hill Country Daily Bread Ministries</b>	140 Industrial Drive Boerne, Texas 78006	Agnes Hubbard 830-816-2552
<b>Hill Country Family Services</b>	118 W Advogt Boerne, Texas 78006	Olga Cisneros 830-249-8643
<b>Hill Country Mission for Health</b>	122 Commerce Ave. Boerne, Texas 78006	Joyce Claire, RN 830-249-0130
<b>Hill Country Pregnancy Center</b>	439 Fabra St. Boerne, Texas 78006	Diana Anzollitto 830-249-9717
<b>Kendall County Crime Victim Assistance</b>	201 E San Antonio Ste. 214 Boerne, Texas 78006	Fran Craig 830-249-9343 x 298

<b>Resource Name</b>	<b>Address</b>	<b>Contact &amp; Phone Number</b>
<b>Kerr County Christian Assistance Ministries (CAM)</b>	642 Clay St. Kerrville, Texas 78028	830-257-4222
<b>K'Star Youth and Family Services</b>	216 Market Ave. Ste. 155 Boerne, Texas 78006	Angela Davila 830-249-4990
<b>Salvation Army-Boerne</b>	188 W. Advogt St Boerne, Texas 78006	Darlene Smith 830-249-4750
<b>San Antonio Food Bank</b>	5200 Old Hwy 90 W San Antonio, Texas 78227	1-800-246-9121
<b>Women, Children and Infant (WIC)</b>	1414 E. Blanco Rd. Ste 3 Boerne, Texas 78006	Nicole Spenrath 830-249-3932
<b>Comfort Elementary</b>	157 Post C Boerne, Texas 78006	830-995-6410
<b>Cibolo Creek Elementary</b>	300 Herf Ranch Blvd. Boerne, Texas 78006	830-357-4400
<b>Fabra Elementary</b>	238 Lohmann St. Boerne, Texas 78006	830-357-4200
<b>Kendall Elementary</b>	141 Old San Antonio Rd. Boerne, Texas 78006	830-357-4600